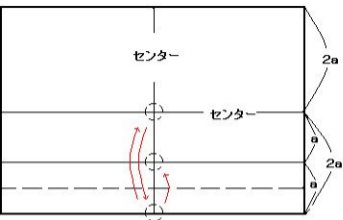
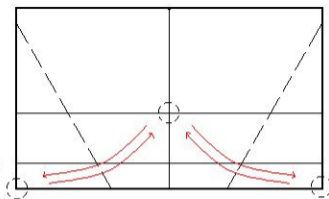


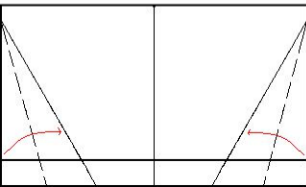
1. ①の折り目に合わせ②を折る



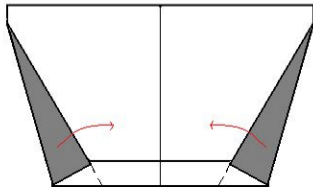
2. 印に合わせ折り目をつける



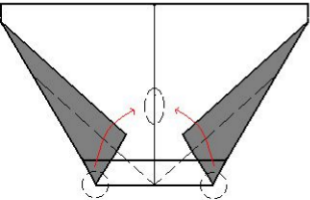
3. できた折り目に合わせて折る



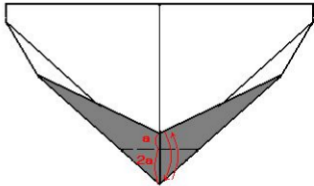
4. 更に折る



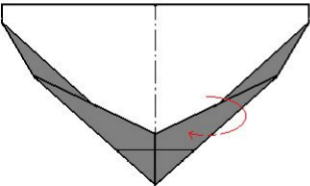
5. 印を目標に折る



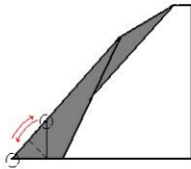
6. 折り目をつける



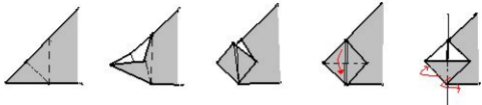
7. 半分に折る



8. 裾首に折り目をつける

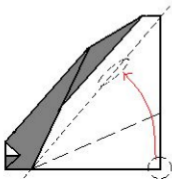


9. 襟首を作る

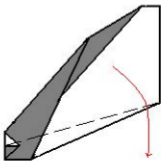


両側に折る

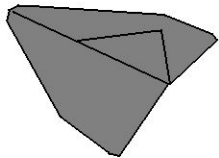
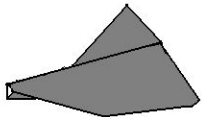
10. 破線を目標に中割り折り



11. 翼を折る



12. 三面図のようにひらく



三面図

